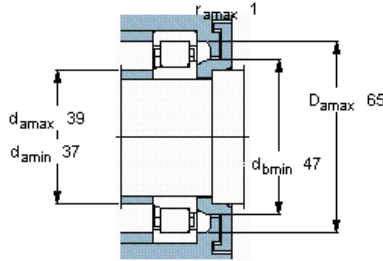
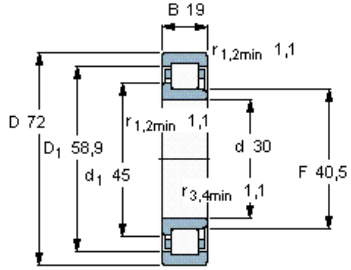


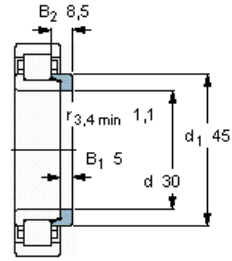
Cylindrical roller bearings, single row

Principal dimensions			Basic load ratings		Designation	Angle ring
d	D	B	dynamic C	static C0	<b>* SKF Explorer bearing</b>	Designation
mm			kN		-	-
<b>30</b>	72	19	58,5	48	NJ 306 ECP *	HJ 306 EC



**Calculation factors**

k<sub>r</sub> 0,15  
e 0,2 Y 0,6



HJ 306 EC

Mass kg 0,042